

# cobra

Articulated stand with suction pad base

**1**



Fixes

**2**



Positions


**3**



Locks



Your distributor



# cobra

www.cobra-locker.fr

Arm with three joints that lock with just one rotation of the operating knob.

## cobra **Standard model**

**Easy to clean** : body, arm and suction pad are resistant to everyday cleaning products

**Materials used** : burnished steel, nickel plated steel, anodized aluminium, brass, thermoplastic, silicone.

## cobra **Stainless steel model**

**Autoclavable at 130°C.**

**Materials used** : 340L stainless steel, anodized aluminium, brass, thermosetting resin, silicone.



### STANDARD TOP END (standard M6 extension)

Delivered with nut adapted to your needs, calibrated diametres:

4 - 8 mm    10 - 12 mm    11 - 13 mm    12 - 16 mm



### ARTICULATED ARM M10 bottom end and M6 top end

Available in three arm heights :

Model	Cobra 250	Cobra 450	Cobra 650
Height H	250	450	650
Maximum weight	3 kg	1,7 kg	1 kg



### STANDARD FASTENING BASE

Suction pad fastens onto any smooth surface. The metal part is in contact with the table to ensure perfectly stable fastening.



# cobra accessories:

## TOP END (standard M6 extension)

Battery clip (burnished steel - nickel coated steel)



Ø 8/M6 adapter (burnished steel)



Fine tuning (aluminium and steel)



Steel locking pliers



All other types of end accessory can be provided (made to order)

## BOTTOM END (standard M10 extension)

Adapter - Burnished steel or stainless steel

M8 male

M6 male



Extension bar - Burnished steel or stainless steel

M10 male - 20 mm long

## FASTENING BASES

Magnetic bases

	Attractive force
Small model	60 kg
Large model	120 kg
Special models	up to 360 kg

(Painted steel, aluminium operating knob)



Stainless steel plate - weight 3.2 kg



Steel locking pliers - open 0-50 mm





**LOCKER**

# Cobra : A MULTI-FUNCTIONAL TOOL


## Flexibility

The suction pad is easily fastened onto any smooth horizontal or vertical surface. The arm can be fixed with a magnetic base, clamp collet or stainless steel plate (see our range of accessories)



## Adjustment

The end accessories allow you to use your usual pliers. The multi-diameter nuts adjust to fit your exact requirements. For any specific requirement, Locker can manufacture an interface to your specifications.



## Robustness

The articulated arm, the three joints of which can be locked in just one movement, can bear significant loads without displacement.



## Autoclave

An autoclavable model for uses where sterilisation is required



Information on the website:

[www.cobra-locker.fr](http://www.cobra-locker.fr)

**LOCKER**